

STAIN REMOVAL

SPOT TREAT STAINS BEFORE WASHING

- Spot treat with **Laundry Bar** or **Stain Remover**, then wash as normal



PRE-SOAK (IF HEAVILY SOILED) - COLOR-SAFE

- Add 1L of **Fabric Brightener** for every 10L of water
- Soak overnight (12 Hours).
- Use gloves
- Wash as normal



Specific Stains: Tea/Coffee - Pour boiling water over stain, then follow-up with **Laundry Bar**.


Blood/Vomit/Urine - Do not wash in warm water. Soak in cold water and 1L **Fabric Brightener** to 10L water. Add baking soda to machine (100g).

Tomato - White vinegar, then wash. Or soak in **Laundry Powder** and water. Then wash.

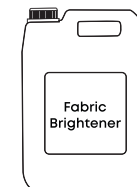
Grease/Oil - Spot treat with **Laundry Bar**, or sprinkle **Laundry Powder** directly on stain, wash in warm water.

STEP 1 : WASH IN MACHINE


1 30 ml Laundry Powder



2 60 ml Fabric Brightener (color-safe)



3 120 ml Fabric Softener



Is your machine >10kg capacity? Double the measurements to:

- 60ml Laundry Powder
- 120 ml Fabric Brightener
- 240 ml Fabric Softener

TIPS

- Do maintenance on your machine every 6 months
- Clean inner rubber parts of machine door regularly
- Separate colors & whites to prevent bleeding

STEP 2: HANG, DRY AND FRESHEN

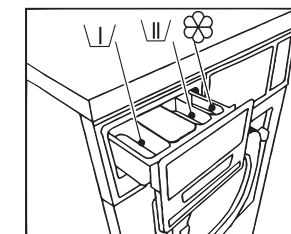
- Hang clothes to dry
- Shake **Freshening Spray**
- Spray liberally to add a light fragrance to clothes



MACHINE GUIDE

If Laundry Powder sticks to the tray, pour warm water or add directly to drum.

Washing machines may differ. Follow your machine's guidelines.



- Laundry Powder
- Fabric Brightener
- Fabric Softener